



Higher Education Emergency Relief Fund (HEERF) HEERF Fund Annual Report

Last Modified: richard.cervantes@blinn.edu - 2/1/2021, 10:17:12 AM

1 2 3 4 5 6 7 8 9 10 11 **Review**

Instructions

BLINN COLLEGE DISTRICT - Review

Expand All

Collapse All

General Information

Institutional Identifiers and Contact Information:

Institution Name

BLINN COLLEGE DISTRICT

DUNS #

078444817

Please identify the OPEID(s) for this institution:

00354900

100 characters maximum: 8/100

Please report on these HEERF grant PR/Award Numbers:

PR Number 1

P425E201667 (Student Aid)

Awarded Amount 1

\$7,070,956.00

PR Number 2

P425F204268 (Institutional Aid)

Awarded Amount 2

\$7,070,955.00

PR Number 3

P425M200832 (SIP)

Awarded Amount 3

\$709,638.00

Total Awarded Amount

Total Awarded Amount

\$14,851,549.00

Who is the lead contact for this annual data collection?

Name	Title	Telephone
Vicki Ward	Assistant Vice Chancellor, Busine	(979) 830-4347

E-mail
vicki.ward@blinn.edu

Funds Expended

1) Did you expend all of your HEERF funds prior to the end of the reporting period, making this your final annual report? *

Yes

No

Websites

2) Reporting on institution websites:

a) CARES HEERF quarterly reporting webpage URL:

<https://www.blinn.edu/accountin>

b) Student Portion Reporting: Provide all active website URLs posted by your campus, or by the institution on behalf of your campus(es), as required by the August 31 notice in the Federal Register ⓘ (including any URLs that are still active that provide archived information).

<https://www.blinn.edu/accour>


<https://www.blinn.edu/cares/i>

c) Institutional Portion, (a)(2), and (a)(3) Reporting: Provide all active website URLs posted by your campus, or by institutions on behalf of your campus(es) as required by the quarterly Higher Education Emergency Relief Fund (HEERF) Data Collection Form ⓘ (including any URLs that are still active that provide archived information).

<https://www.blinn.edu/accour>

Student Eligibility

Student Eligibility

3) How did your institution determine which students were eligible  to receive emergency financial aid grants under any of the CARES Act HEERF programs?

a) My institution has received an Institutional Student Information Record (ISIR) or Student Aid Report (SAR) on file that verifies student eligibility for Title IV, federal student aid (Title IV aid).

Yes No

b) My institution allowed students to attest to their eligibility for Title IV aid by completing an alternative application form developed by the institution for this purpose.

Yes No


c) My institution used another method for determining which students were eligible to receive emergency financial aid grants under the CARES Act.

Yes No

Aid Determination



4) How did your institution determine which students received emergency financial aid grants to students and how much each student would receive? Please indicate if any of the following strategies were used.

4.1) Did you distribute the same amount to all eligible students regardless of different circumstances? * 

Yes No

4.1.1) Did you ask students to apply for funds?

Yes No

4.1.1.1) Did you use that application to determine the amount of a student's emergency financial aid grant?

Yes No

i) What needs did you prioritize to determine the amount of the student's award?

a) Food

Yes No

b) Housing

Yes No

c) Course materials

Yes No

d) Technology

Yes No

e) Health care

Yes No

f) Child care

Yes No

g) Other

Yes No

4.1.2) Did you use any institutional administrative data (pre-existing data that did not come from a HEERF-specific application form) in determining the amount of funds awarded to students?

Yes No

4.1.2.1) Which of these student factors did you prioritize in the grant determination process?

i) Enrollment intensity (i.e., full-time/part-time status, number of credits the student is taking, etc.)

Yes No

ii) Location (i.e., branch campus)

Yes No

iii) Pell Grant eligibility

Yes No

iv) FAFSA data elements

Yes No

a) Which FAFSA data elements did you use?

1) FAFSA Family Income

Yes No

2) Estimated Family Contribution

Yes No

3) Independent/dependent status

Yes No

v) On-campus/distance education status

Yes No

vi) On-campus/off-campus living arrangements

Yes No

vii) Academic level

Yes No

viii) Other

Yes No

Aid Distribution



5) How did your institution distribute the emergency financial aid grants to students?

a) Checks

Yes

No

b) Electronic funds transfer /Direct deposit

Yes

No

c) Debit cards

Yes

No

d) Payment apps

Yes

No

e) Other

Yes

No

Emergency Grants



6) Did your institution provide any instructions, directions, or guidance to students (e.g. FAQs) about the emergency financial aid grants upon disbursement? *

Yes

No

a) Upload PDF/MS Word document instructions, directions, or guidance (up to 5 files):

File Name	Size	Last Modified
CARES Act disbursement email sent.pdf	99.6 KB	1/12/2021, 3:13:14 PM

or

b) Provide any active URLs with instructions, directions, or guidance on how to use the grants:

<https://www.blinn.edu/cares/i>

Emergency Financial Aid



7) Use the instructions noted in the Appendix to complete the following table

Emergency Financial Aid Grants Awarded to Students (direct grants and amounts reimbursed)

Number of Students Amount Disbursed - Section 18004(a)(1) Amount Disbursed - Section 18004(a)(2) Minimum and Maximum

Number of Eligible Students

7.1) How many students were eligible to receive HEERF emergency grants made available under section 18004 of the CARES Act ?

7.1.1) All HEERF Emergency Financial Aid Grant eligible students

11,042

7.1.2) Undergraduates

i) Full-time students



Pell grant recipient

a) 4,630



Non-Pell grant recipient

b) 1,762

ii) Part-time students

Pell grant recipient

a) 1,688

Non-Pell grant recipient

b) 2,962

7.1.3) Graduates

i) Full-time students

Full-time students

0

ii) Part-time students


Part-time students

0

Number of HEERF Student Recipients – Emergency Grants to Students (unduplicated)

7.2) How many students received emergency financial aid grants provided under Section 18004 of the CARES Act? (unduplicated across all HEERF sections)

7.2.1) All HEERF Emergency Financial Aid Grant eligible students

7.2.2) Undergraduates i) Full-time students 

Pell grant recipient

a) 3,338



Non-Pell grant recipient

b) 1,585

ii) Part-time students

Pell grant recipient

a) 1,094

Non-Pell grant recipient

b) 622

7.2.3) Graduates

i) Full-time students

Full-time students

0

ii) Part-time students

Part-time students

0

Summary





The amounts displayed under the Summary section are auto-calculated based on the responses entered in the Number of HEERF Student Recipients and the HEERF Amount Disbursed questions

HEERF Amount of Grants Disbursed

What was the amount of grants disbursed to students through all HEERF funds?

All HEERF Emergency Financial Aid Grant eligible students

\$7,070,956.00

Undergraduates i) Full-time students 

Pell grant recipient

a) \$3,623,700.00



Non-Pell grant recipient

b) \$1,641,689.00

ii) Part-time students

Pell grant recipient
a) \$1,188,239.00

Non-Pell grant recipient
b) \$617,328.00

Graduates

i) Full-time students

Full-time students
\$0.00

ii) Part-time students

Part-time students
\$0.00


Average HEERF Amount Awarded

Among students who received HEERF emergency financial aid grants, what was the average award amount per student?

All HEERF Emergency Financial Aid Grant eligible students

\$1,065.06

Undergraduates

i) Full-time students 



Pell grant recipient
a) \$1,085.59



Non-Pell grant recipient
b) \$1,035.77

ii) Part-time students

Pell grant recipient
a) \$1,086.14

Non-Pell grant recipient
b) \$992.49

Graduates

i) Full-time students

Full-time students
\$0.00

ii) Part-time students

Part-time students
\$0.00

8) Provide the total amount of HEERF funds expended on the categories provided.

Please note that the CARES Act prohibits the use of funding for the provision of pre-enrollment recruitment activities; endowments; or capital outlays associated with facilities related to athletics, sectarian instruction, or religious worship. In addition, please note that this template is meant to serve as a guide, and therefore IHEs are not required to categorize amounts in every category listed but only those that IHEs found applicable to their unique circumstances. Lastly, reported numbers should be consistent with previously published quarterly funding reports (the sum of quarterly reports should equal the value of the annual report).

8.1) Providing additional emergency financial aid grants to students.

Amount in (a)(1) institutional dollars	Amount in (a)(2) dollars, if applicable	Amount in (a)(3) dollars, if applicable
\$0	\$0	\$0

Add Explanatory Note

8.2) Providing reimbursements for tuition, housing, room and board, or other fee refunds.

Amount in (a)(1) institutional dollars	Amount in (a)(2) dollars, if applicable	Amount in (a)(3) dollars, if applicable
\$2,602,702	\$0	\$0

Edit Explanatory Note

Blinn College District closed all campuses in mid March due to COVID restrictions. The refunds were for Housing, Meal Plans, and Parking Permits. All refunds were prorated amounts based on number of days the services were not available to students for that Spring semester. //

600 characters maximum: 275/600

8.3) Providing tuition discounts.

Amount in (a)(1) institutional dollars	Amount in (a)(2) dollars, if applicable	Amount in (a)(3) dollars, if applicable
<i>Not Applicable</i>	\$0	\$0

Add Explanatory Note

8.4) Covering the cost of providing additional technology hardware to students, such as laptops or tablets, or covering the added cost of technology fees.

Amount in (a)(1) institutional dollars	Amount in (a)(2) dollars, if applicable	Amount in (a)(3) dollars, if applicable
\$0	\$0	\$0

Add Explanatory Note

8.5) Providing or subsidizing the costs of high-speed internet to students or faculty to transition to an online environment.

Amount in (a)(1) institutional dollars

\$0

Amount in (a)(2) dollars, if applicable

\$0

Amount in (a)(3) dollars, if applicable

\$0

Add Explanatory Note

- 8.6) Subsidizing off-campus housing costs due to dormitory closures or decisions to limit housing to one student per room; subsidizing housing costs to reduce housing density; paying for hotels or other off-campus housing for students who need to be isolated; paying travel expenses for students who need to leave campus early due to coronavirus infections or campus interruptions.

Amount in (a)(1) institutional dollars

\$0

Amount in (a)(2) dollars, if applicable

\$0

Amount in (a)(3) dollars, if applicable

\$0

Edit Explanatory Note

.

600 characters maximum: 1/600

- 8.7) Subsidizing food service to reduce density in eating facilities, to provide pre-packaged meals, or to add hours to food service operations to accommodate social distancing.

Amount in (a)(1) institutional dollars

\$18,706

Amount in (a)(2) dollars, if applicable

\$0

Amount in (a)(3) dollars, if applicable

\$0

Edit Explanatory Note

Rental of food truck to provide To Go meals to students in Fall 2020 and purchase of stanchion posts for social distancing while waiting in line.

600 characters maximum: 145/600

- 8.8) Costs related to operating additional class sections to enable social distancing, such as those for hiring more instructors and increasing campus hours of operations.

Amount in (a)(1) institutional dollars

\$0

Amount in (a)(2) dollars, if applicable

\$0

Amount in (a)(3) dollars, if applicable

\$0

Add Explanatory Note

- 8.9) Campus safety and operations. 

Amount in (a)(1) institutional dollars

\$380,917

Amount in (a)(2) dollars, if applicable

\$0

Amount in (a)(3) dollars, if applicable

\$0

Edit Explanatory Note

Purchase of PPE, signage for social distancing and mask requirements, sanitation items, plexiglass and its installation, thermometers, etc.

600 characters maximum: 139/600

8.10) Purchasing, leasing, or renting additional instructional equipment and supplies (such as laboratory equipment or computers) to reduce the number of students sharing equipment or supplies during a single class period and to provide time for disinfection between uses.

Amount in (a)(1) institutional dollars

\$53,509

Amount in (a)(2) dollars, if applicable

\$0

Amount in (a)(3) dollars, if applicable

\$0

Edit Explanatory Note

Purchase of additional lab equipment to allow for social distancing in lab classes. Purchase of additional computers to allow for social distancing in class rooms and computer labs.

600 characters maximum: 182/600

8.11) Replacing lost revenue due to reduced enrollment.

Amount in (a)(1) institutional dollars

Not Applicable


Amount in (a)(2) dollars, if applicable

\$0

Amount in (a)(3) dollars, if applicable

\$0

Add Explanatory Note

8.12) Replacing lost revenue from non-tuition sources (i.e., cancelled ancillary events; disruption of food service, dorms, childcare or other facilities; cancellation of use of campus venues by other organizations, lost parking revenue, etc.). 

Amount in (a)(1) institutional dollars

Not Applicable

Amount in (a)(2) dollars, if applicable

\$709,638

Amount in (a)(3) dollars, if applicable

\$0

Edit Explanatory Note

The total lost dorm and meal plan revenue due to COVID for the fall semester of 2020 is \$1,933,825, the total amount of (a)(2) funding is \$709,638. The loss of revenue was calculated based on occupancy averages prior to COVID compared to the Fall 2020 occupancy. The College changed the delivery of instruction offering on-line classes which drastically reduced housing

600 characters maximum: 397/600

8.13) Purchasing faculty and staff training in online instruction; or paying additional funds to staff who are providing training in addition to their regular job responsibilities.

Amount in (a)(1) institutional dollars	Amount in (a)(2) dollars, if applicable	Amount in (a)(3) dollars, if applicable
\$0	\$0	\$0

Add Explanatory Note

8.14) Purchasing, leasing, or renting additional equipment or software to enable distance learning, or upgrading campus wi-fi access or extending open networks to parking lots or public spaces, etc.

Amount in (a)(1) institutional dollars	Amount in (a)(2) dollars, if applicable	Amount in (a)(3) dollars, if applicable
\$2,106,132	\$0	\$0

Edit Explanatory Note


Purchase of cameras and related software/equipment to allow for the conversion to on-line classes and test proctoring. Additional Zoom video licenses.

600 characters maximum: 151/600

8.15) Other Uses of (a)(1) Institutional Portion funds. 

Amount in (a)(1) institutional dollars	Amount in (a)(2) dollars, if applicable	Amount in (a)(3) dollars, if applicable
\$0	<i>Not Applicable</i>	<i>Not Applicable</i>

Add Explanatory Note

8.16) Other uses of (a)(2) or (a)(3) funds, if applicable. 

Amount in (a)(1) institutional dollars	Amount in (a)(2) dollars, if applicable	Amount in (a)(3) dollars, if applicable
<i>Not Applicable</i>	\$0	\$0

Add Explanatory Note

8.17) Annual Expenditures for each Program

Amount in (a)(1) institutional dollars	Amount in (a)(2) dollars, if applicable	Amount in (a)(3) dollars, if applicable
\$5,161,966.00	\$709,638.00	\$0.00

8.18) Total of Annual Expenditures

Total Expenditures	\$5,871,604.00
--------------------	----------------

Students Who Received Funds ^

9) Provide the number of students who ever received HEERF grant funds in the reporting period and their enrollment status at the end reporting period

a) How many students received emergency financial aid grants through any of the HEERF funds? 6,639

The number displayed in this question is an autofill from the Number of HEERF Student Recipients total as entered in Section 7 - Emergency Financial Aid

b) How many of the students who ever received HEERF Emergency Financial Aid Grants dropped out (withdrawal without a completion record or return to school since receiving funds)? 1,519

c) How many of the students who ever received HEERF Emergency Financial Aid Grants are still enrolled at your institution? 3,352

d) How many of the students who ever received HEERF Emergency Financial Aid Grants have completed their program of study at your institution? 413

e) Withdrawal rate for students who received HEERF Emergency Financial Aid Grants 22.88%

Full-Time Equivalent (FTE) Positions ^

10) Provide the number of full-time equivalent (FTE) positions as of the listed reporting dates.

(The number of FTE positions includes all staff regardless of whether the position is funded by Federal, State, local, or other funds—including instructional and non-instructional staff and contractors—and equals the sum of the number of full-time positions plus the full-time equivalent of the number of part-time positions.)

Full-time equivalent (FTE) positions as Full-time equivalent (FTE) positions as Full-time equivalent (FTE) positions as Full-time equivalent (FTE) positions

of September 30, 2018

of September 30, 2019

of March 13, 2020

on the last day of the reporting period

920

1,124

1,180

1,256

Previous

Cancel

Export Data

End Notes



Burden Statement



1 2 3 4 5 6 7 8 9 10 11 **Review**

[Website Policies](#) | [API Documentation](#) | [Glossary](#) | [About the Data](#) | [Grantee Help](#)